

Turnkey stand packages hub27

**SMART
COUNTRY**
CONVENTION

bitkom

 **MESSE
BERLIN**

Basic S | Paket Features

- Turnkey stand on 10 m²
- Double floor in OSB*
- Uniform roof branding with exhibitor name as text.
The interior color of the roof branding is specified.
- Exhibitor logo on the back wall
- 1 x graphic area 100x250 cm
- Choice of 4 predefined material variants.
- For the furniture hoods an accent color (according to RAL/CMYK) can be freely defined.

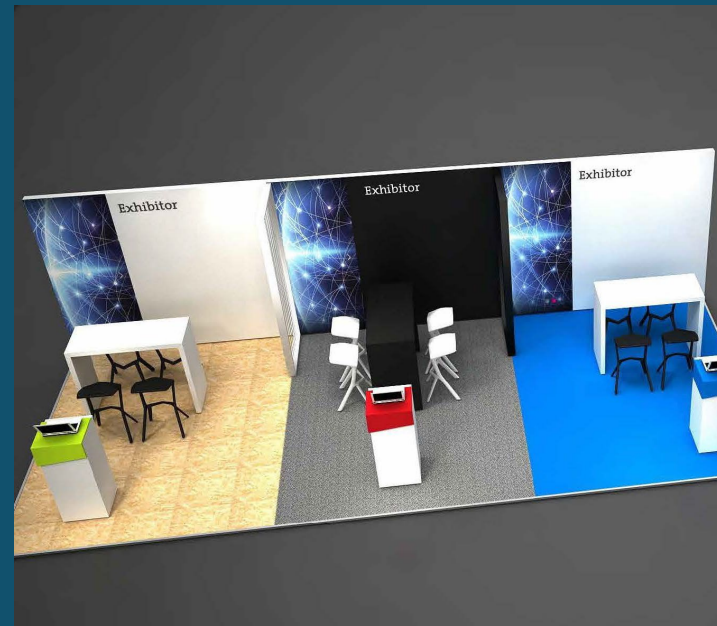
Costs for stand construction included in participation fee.



Basic S | Furnishing (included)

- Floor layer OSB*
- 2 x W1_Wall Massive_100x250 cm
- W3_Wall Massive Print_100x250 cm
- 1 x graphic area 100x250 cm
- 1 x presentation column »C1_Counter_50«
- 1 x bar table »T2_Stehtisch Macante_120«**
- 4 x Bar stool »Barhocker Miura«**

Costs for stand construction included in participation fee.



Basic M »Show & Tell« | Paket Features

- Turnkey stand on 20 m²
- Double floor in OSB*
- Uniform roof branding with exhibitor name as text.
The interior color of the roof branding is specified.
- Exhibitor logo on the back wall
- 1 x graphic area 100x250 cm
- Choice of 4 predefined material variants.
- For the furniture hoods an accent color (according to RAL/CMYK) can be freely defined.


Costs for stand construction included in participation fee.



Basic M »Show & Tell« | Furnishing (included)

- 2 x W1_Wall Solid_100x250 cm
- 1 x W4_wall Illuminated_100x250 cm
- 1 x Presentation column »C1_Counter_50«
- 1 x Counter »C3_Counter_200«
- 1 x bar table »T2_Stehtisch Macante_120«
- 4 x Bar stool »Barhocker Miura«**

Costs for stand construction included in participation fee.



Basic M »Lounge« | Paket Features

- Turnkey stand on 20 m²
- Raised floor with carpet overlay
- Uniform roof branding with exhibitor name as text.
Interior color of roof branding will be specified.
- Exhibitor logo on the back wall
- 1 x graphic area 100x250 cm
- Choice from 4 predefined material variants.
- For the furniture hoods an accent color (according to RAL/Pantone) can be freely defined.


Variant »Lounge« available for an extra charge.



Basic M »Lounge« | Furnishing (included)

- Floor covering OSB*
- 2 x W1_wall solid_100x250 cm
- W4_wall Illuminated_100x250 cm
- Counter »C2_Counter_100
- 1 x Lounge bench »L3_Lounge_200«
- 2 x stools »L4_Stool_50«
- 1 x bench »L5_Stool_100«
- 1 x lounge table »LT2_Lounge_Table_119«

Variant »Lounge« available for an extra charge.



Basic L | Paket Features

- Turnkey stand on 50 m²
- Raised floor in OSB*
- Uniform roof branding with exhibitor name as text.
The interior color of the roof branding is specified.
- Exhibitor logo on the back wall
- 1 x graphic area 200x250 cm
- Choice of 4 predefined material variants.
- An accent color (according to RAL/CMYK) can be freely defined for the furniture hoods.

Costs for stand construction included in participation fee included.



Basic L | Furnishing (included)

- 2 x W1_wall solid_100x250 cm
- W5_wall Illuminated_200x250 cm
- 2 x W6_Wall Flex_100x250 cm
- 1 x room module »M2_warehouse«
- 1 x Presentation column »C1_Counter_50«
- 1 x Counter »C4_Counter_300«
- 1 x Lounge bench »L3_Lounge_200«
- 2 x Stool »L4_Stool_50«
- 1 x bench »L5_Stool_100«
- 1 x high table »T2_High_table Macante_120«**
- 1 x Lounge table »LT2_Lounge table_119«
- 4 x bar stools »Barhocker Miura«**



Costs for stand construction included in participation fee included.

The easy way to Your Basic Stand

STEP 1 – BASIC PAKET

Choose one of the 4 basic packages:

- Basic S on 10m² stand space
- Basic M »Show&Tell« on 20m² stand area
- Basic M »Lounge« on 20² stand area
- Basic L on 50 m² stand area



STEP 2 – MATERIAL VARIANT

Choose one of the 3 material variants:

- Variant A – floor OSB, walls and furniture black
- Variant B – floor OSB, walls and furniture white
- Variant C – Floor Carpet, walls black, furniture white



STEP 3 – BRAND ELEMENTS

Add your individual brand elements:

- Determine a desired color (according to RAL/CMYK) as an accent for the furniture hoods.
- Your exhibitor logo for the back wall.
- 1 x graphic area (an exact size is dependent on chosen basic package)

An overview of the individual packages can be found on page 12.

A detailed description of the individual material variants can be found on page 13.

A detailed description of the individual brand elements can be found on page 14.

Step 1 – Die Basic-Pakete

Basic S



- Turnkey stand on 10 m²
- Exhibitor logo on the back wall and 1 x graphic area 100x250 cm
- Furniture and equipment as described on pages 2-3
- Basic illumination of the stand area

Basic M
»Show & Tell«



- Turnkey stand on 20 m²
- Exhibitor logo on the back wall and 1 x graphic area 100x250 cm
- Furniture and equipment as described on pages 4-5
- Basic illumination of the stand area

Basic M »Lounge«



- Turnkey stand on 20 m²
- Exhibitor logo on the back wall and 1 x graphic area 100x250 cm
- Furniture and equipment as described on pages 6-7
- Basic illumination of the stand area

Basic L



- Turnkey stand on 50 m²
- Exhibitor logo on the back wall and 1 x graphic area 100x250 cm
- Furniture and equipment as described on pages 8-9
- Basic illumination of the stand area

Step 2 – The material options

Variante A



- Floor covering OSB
- Walls black
- Furniture body black
- table black/seating white

For the furniture hoods an color (according to RAL/Pantone) can be freely defined color (according to RAL/Pantone), here shown in cyan.

Variante B



- Floor covering OSB
- Walls white
- Furniture body white
- table white/seating black

For the furniture hoods an color (according to RAL/Pantone) can be freely defined color (according to RAL/Pantone), here shown in cyan.

Variante C*



- Carpet flooring
- Walls lacquered
- Furniture body black
- table black/seating white

For the furniture hoods an color (according to RAL/Pantone) can be freely defined color (according to RAL/Pantone), here shown in cyan.

Variante D**



- Floor covering carpet
- walls black
- Furniture body white
- table white/seating black

For the furniture hoods an color (according to RAL/Pantone) can be freely defined color (according to RAL/Pantone), here shown in cyan.

Step 3 – The brand elements

EXHIBITOR LOGO

Your logo is produced as a foil plot and laminated.

GRAPHIC SURFACE

A textile, illuminated graphic surface can be individually designable. The exact size depends on the selected Basic package.

Desired color

For the accentuation of the furniture can be chosen freely according to RAL or Pantone can be determined.

